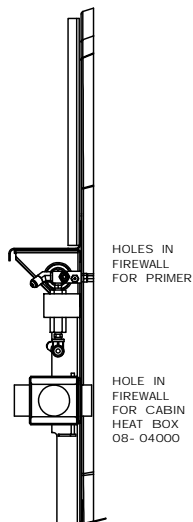


90° ELBOW
AN822- 6D
REPLACE THE STRAIGHT FITTING ON THE ELECTRIC FUEL PUMP AND MANIFOLD ASSEMBLY, "TO FUEL SUPPLY" A, WITH THE 90° ELBOW, AN822- 6D, AND PLACE THE STRAIGHT FITTING, AN816- 6D, ON THE GASCOLATOR.

GASCOLATOR MOUNTED ON FIREWALL


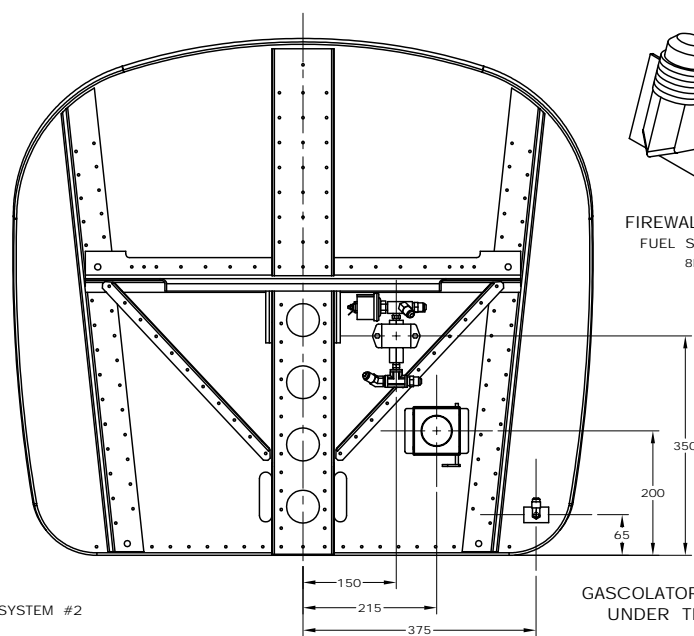
FUEL SYSTEM #1



HOLES IN FIREWALL FOR PRIMER

HOLE IN FIREWALL FOR CABIN HEAT BOX 08- 04000

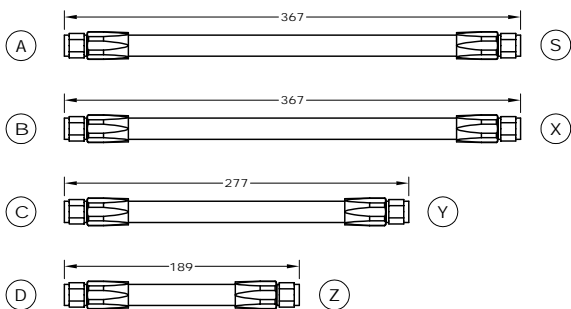
←FRWD



FIREWALL FITTING
FUEL SUPPLY #2
8E3- 9

GASCOLATOR MOUNTED UNDER THE SEAT

FUEL SYSTEM #2



FIREWALL FORWARD FUEL LINES
20- SAF- 3- 3

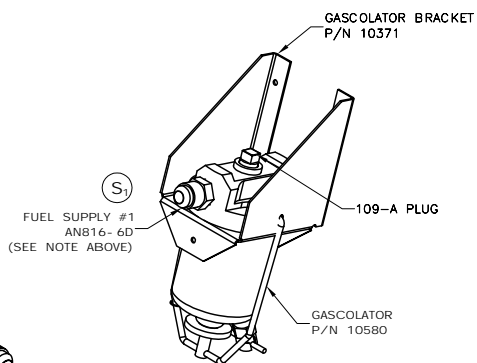
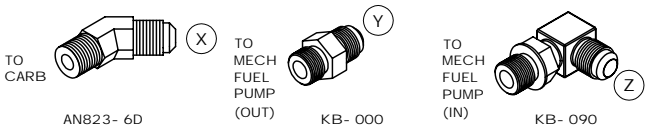
S FUEL SUPPLY #1 OR FUEL SUPPLY #2

X

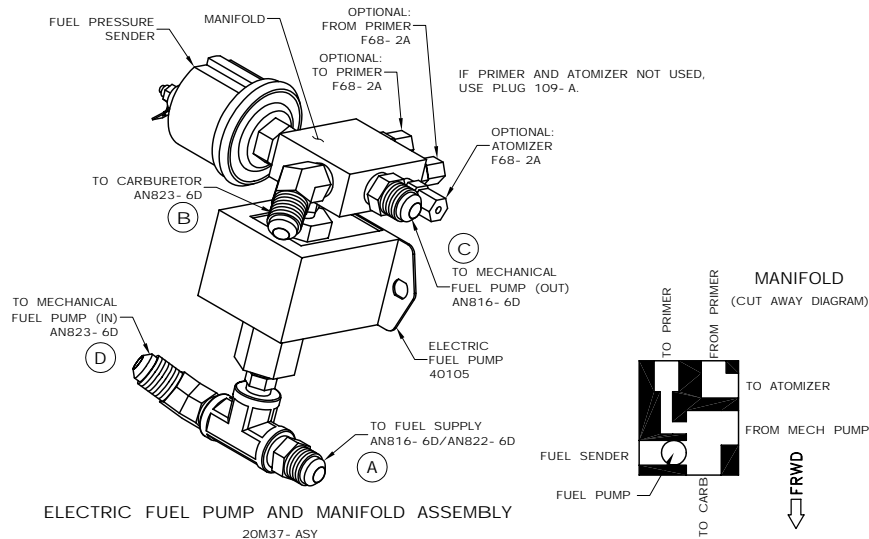
Y

Z

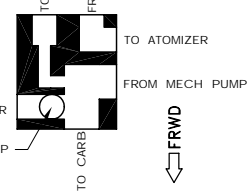
COMMENT: GASCOLATOR CAN BE MOUNTED UNDER THE LEFT SEAT OR ON THE FIREWALL, DEPENDING ON THE THE FUEL TANK OPTION AND THE FUEL SELECT/SHUT OFF VALVE POSITION.



GASCOLATOR W/ MOUNTING BRACKET



ELECTRIC FUEL PUMP AND MANIFOLD ASSEMBLY
20M37- ASY



STOL
CH 801

ORIGINAL INFO
M/JM 08/28/01
REVISION INFO
M/JM 10/08/01

DESCRIPTION
FUEL PUMP ASSEMBLY AND AIR BOX LOCATION
COPYRIGHT © 2001 ZENITH AIRCRAFT CO. WWW.ZENITHAIR.COM

ASSY NO.
8ZE-1