

# **STOL Utility + Versatility**

## **Online Summary STOL CH 801 Performance, Specifications and Prices**

The following pages are excerpted from the new STOL Information Manual from Zenith Aircraft Company.

The all-new information manual features more than 50 pages (full color) of details on building and flying your own STOL kit aircraft.

To order the full Information Manual (\$20.) or Information Kit (\$35. with the Demo Video) please call 573-581-9000 (Mon - Fri, 8 - 5 Central) or order online at [www.zenithair.com/ord-info.htm](http://www.zenithair.com/ord-info.htm)

NOTE: This file has been compressed for quick downloads with low image resolution.



[www.zenithair.com](http://www.zenithair.com)

## STOL Utility + Versatility

Developed as a true **Sport Utility** kit aircraft, the STOL CH 801 offers exceptional rough-field short take-off and landing performance, while providing a 1,000 lbs. (half ton) useful load and a spacious passenger and/or utility cabin.



The four-seat STOL CH 801 was developed to expand the utility of the STOL CH 701 model by drastically increasing the useful load while retaining the original design's excellent short and rough field capability. Rather than 'upgrading' (and compromising) the STOL CH 701 for increased load capability, designer Chris Heintz returned to the drawing board to develop a true four-seat utility aircraft. While the two designs share many similarities in both design features and appearance, the STOL CH 801 has been completely re-engineered for its utility mission, and does not share any airframe parts with the smaller STOL CH 701.

**"The CH 801 is at home on off-airport fields providing both the versatility of a four-seater and the capability of a cargo-hauling bushplane ... to offer true STOL performance and spectacular slow-flight characteristics with a huge cabin and payload"**

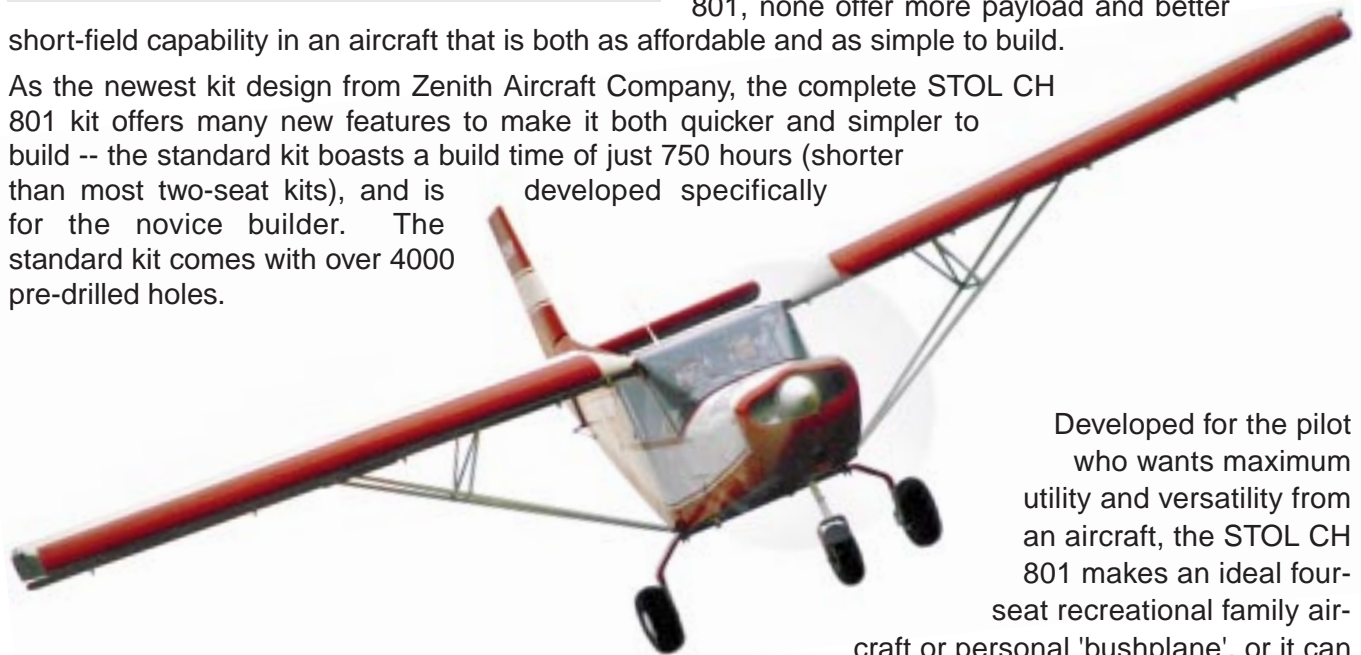
– Aviation Quarterly magazine

The STOL CH 801 kit aircraft is ideal to operate from off-airport fields as well as from city airports, providing both the utility of a roomy four-seat aircraft and the capability of a half-ton off-road pickup!

Developed as a sport utility aircraft, high speed performance has been traded for very effective high lift features to offer outstanding short take-off and landing performance and excellent slow flight characteristics. While many other aircraft designs may boast faster speeds than the STOL CH 801, none offer more payload and better

short-field capability in an aircraft that is both as affordable and as simple to build.

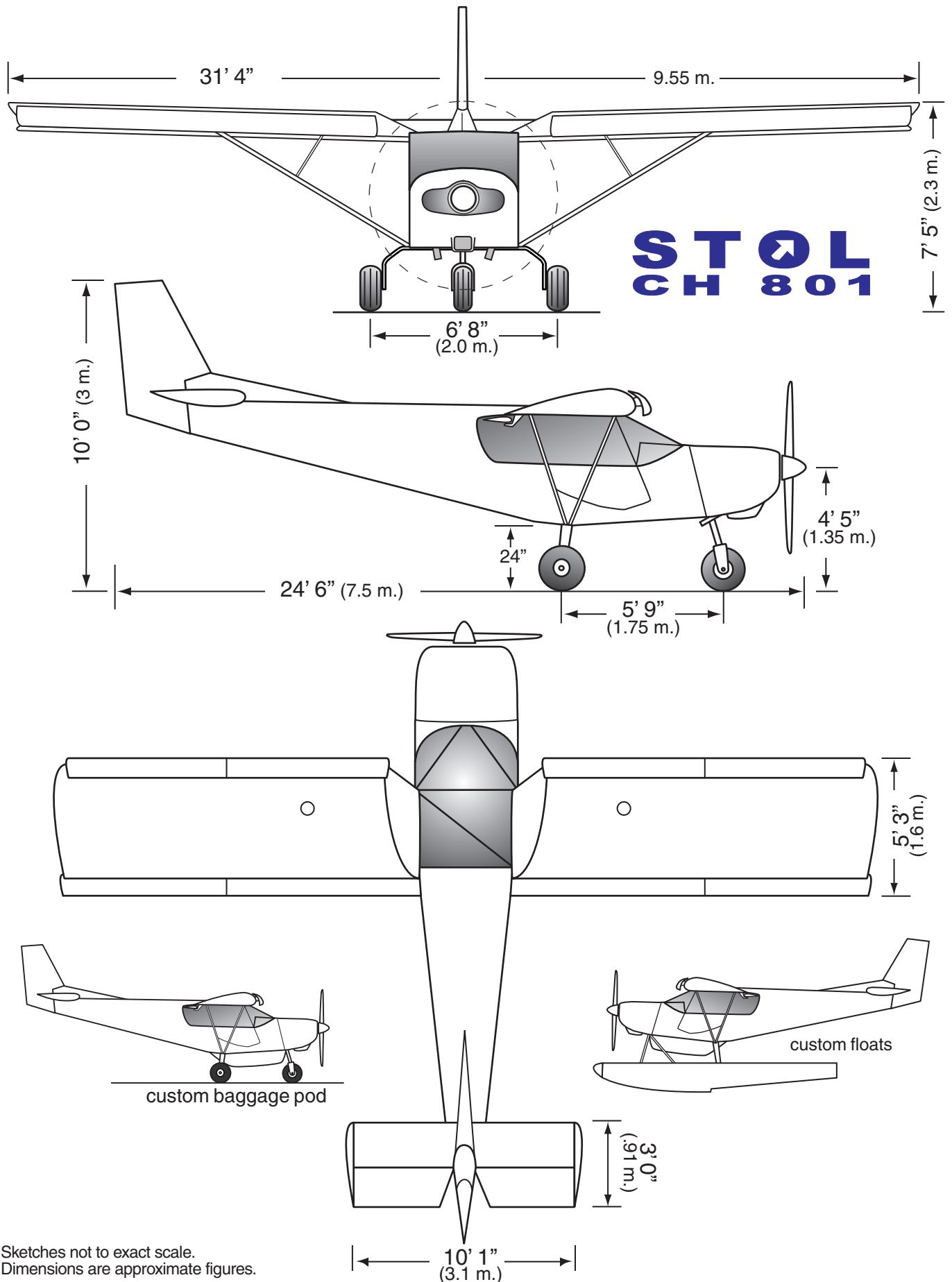
As the newest kit design from Zenith Aircraft Company, the complete STOL CH 801 kit offers many new features to make it both quicker and simpler to build -- the standard kit boasts a build time of just 750 hours (shorter than most two-seat kits), and is developed specifically for the novice builder. The standard kit comes with over 4000 pre-drilled holes.



Developed for the pilot who wants maximum utility and versatility from an aircraft, the STOL CH 801 makes an ideal four-seat recreational family aircraft or personal 'bushplane', or it can be configured for custom utility applications.

# SPORT UTILITY KIT AIRCRAFT

# STOL CH 801



Sketches not to exact scale.  
Dimensions are approximate figures.

## SPECIFICATIONS &amp; PERFORMANCE

LENGTH	24 Ft. 6 In.	7.5 m.
HEIGHT (rudder tip)	10 Ft. 0 In.	3.0 m.
WING SPAN	31 Ft. 4 In.	9.55 m.
WING AREA	167 Sq. Ft.	15.5 m.sq.
WING CHORD	5 Ft. 3 In.	1.6 m.
HORIZONTAL TAIL SPAN	10 Ft. 1 In.	3.1 m.
HORIZONTAL TAIL AREA	30 Sq.Ft.	2.8 m.sq.
EMPTY WEIGHT	1,150 Lbs.	522 kg.
DESIGN GROSS WEIGHT	2,150 Lbs.	975 kg.
USEFUL LOAD	1,000 Lbs.	455 kg.
FUEL CAPACITY (Standard) – FUEL WEIGHT	30 US Gal. (2 x 15) = 176 Lbs.	112 l. (2 x 56) = 80 kg.
FUEL CAPACITY (Extended Range Option) – FUEL WEIGHT	60 US Gal. (4 x 15) = 352 Lbs.	224 l. (4 x 56) = 160 kg.
DESIGN PAYLOAD – OCCUPANTS + BAGGAGE & CARGO	800 Lbs. = 200 Lbs. x 4	360 kg. = 90 kg. x 4
WING LOADING	12.9 Lbs./Ft. <sup>2</sup>	62.9 kg./m. <sup>2</sup>
POWER LOADING (with 180-hp)	11.95 Lbs./BHP	5.44 kg./HP
DESIGN LOAD FACTOR (Ultimate)	+6 / -3 G	+6 / -3 G
CABIN WIDTH (Shoulders)	44+ In.	112 cm.
NEVER EXCEED SPEED (V <sub>NE</sub> )	150 MPH	240 km/h

<b>PERFORMANCE</b> Lycoming O-360, 180 BHP	Typical Load: 500 Lbs. 1,650 Lbs.		Gross Weight: 1,000 Lbs 2,150 Lbs.	
	TAKE-OFF ROLL	290 Ft.	88 m.	390 Ft.
MAX. LEVEL SPEED	112 MPH	181 km/h	110 MPH	178 km/h
CRUISE SPEED (75% @ 7,000 Ft.)	106 MPH	170 km/h	105 MPH	169 km/h
STALL SPEED (Flaps Down)	35 MPH	56 km/h	39 MPH	62 km/h
STALL SPEED (Flaps Up)	43 MPH	69 km/h	48 MPH	77 km/h
RATE OF CLIMB	1,200 fpm	6.1 m/s	720 fpm	3.7 m/s
SERVICE CEILING	16000+ Ft.	4875+ m.	14000 Ft.	4265 m.
RANGE (Standard) – ENDURANCE	320 miles 3 Hours	515 km. 3 Hours	315 miles 3 Hours	507 km. 3 Hours
RANGE (Extended Range Option) – ENDURANCE	640 miles 6 Hours	1,030 km. 6 Hours	630 miles 6 Hours	1,015 km. 6 Hours

Above performance figures with the Lycoming O-360-A engine (180 BHP: 420 lbs. with accessories and fixed-pitch Sensenich 76-EM8-0-54 metal propeller). Standard atmosphere, sea level, no wind.

Performance and specification figures based on prototype flight test results; subject to change without notice. Suitable power range: 150 - 240 BHP, up to 440 lbs. installed. Different engines and options will affect performance and specification figures. Source: Zenair Ltd. (3/99)

# STOL CH 801

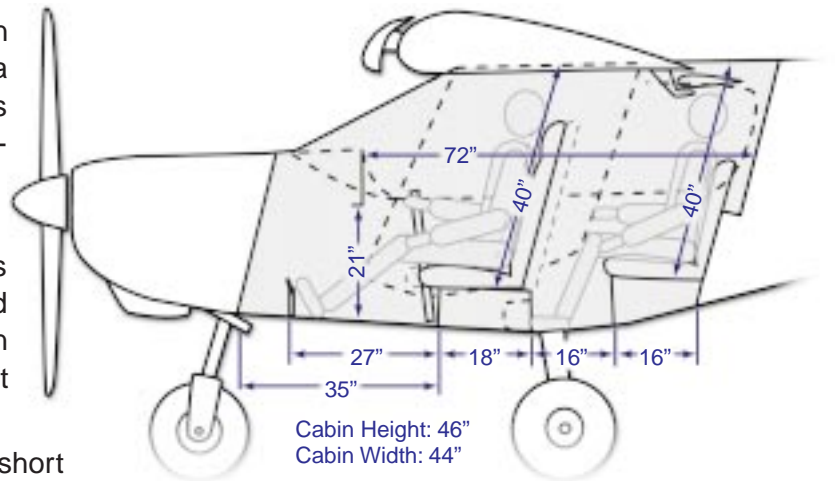
# DESIGN FEATURES

**CABIN:** The STOL CH 801 has been developed as a true four-seater – with a roomy cabin made for four full-size adults – while being easy to convert for cargo-carrying applications.

Large doors allow easy access to the cabin from both sides. The 3' x 3' doors maximize access to both the front and rear seats, and hinge upward. They can easily be removed to operate the aircraft without the doors.

The front seats are adjustable to fit both short and tall pilots, and the seat-backs fold forward for easy access to the rear seats. The front seats can also be easily removed for custom utility applications or for unlimited access to the back of the cabin. The aircraft battery, electric flap motor, and the ELT are located under the front seats and are easily accessible.

The rear seats easily accommodate two full-size adults, or the rear seat area can be used for cargo use. An optional belly-mounted cargo pod is also available to increase the cargo-carrying capability of the STOL CH 801.



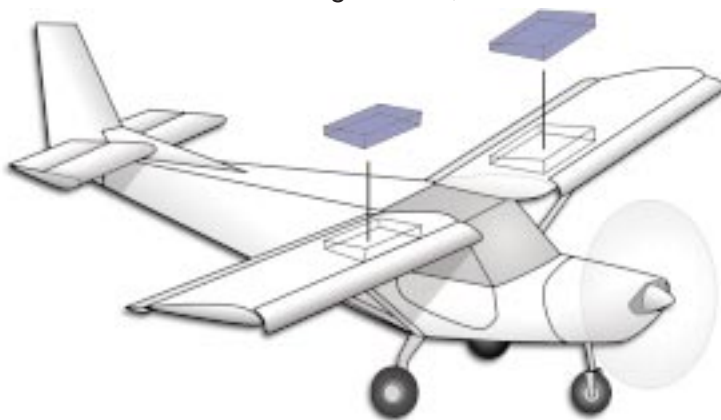
A typical STOL CH 801 Instrument Panel Layout

The large instrument panel (approx. 40.5" wide by 11" high at the center) can easily accommodate basic flight and engine instruments and full custom avionics. The center control stick is easily accessed from both the left and right seats, and does not limit visibility of the instrument panel. The dual rudder

pedals also provide direct-linkage steering to the nosewheel, and the pilot's side is equipped with standard toe-brakes.

**FUEL SYSTEM:** The STOL CH 801 is equipped with dual 15 US gallon (56 liters) welded aluminum wing tanks located inside the wing behind the main wing spar.

The Extended Range Option doubles the number of wing tanks to four, for a total fuel capacity of 60 gallons (224 liters).



## STOL CH 801 Design Features

- ✦ PROFESSIONAL DESIGN BASED ON THE PROVEN STOL CH 701
- ✦ ALL-METAL AIRFRAME
- ✦ FULL LENGTH FLAPERONS (AILERONS & FLAPS)
- ✦ CONVENTIONAL 3-AXIS CONTROLS
- ✦ STEERABLE NOSEWHEEL
- ✦ RUGGED ALL-TERRAIN GEAR & WHEELS
- ✦ SHOCK ABSORBING 'BUNGEE' NOSE GEAR
- ✦ LARGE WHEELS WITH 'OFF-ROAD' TIRES
- ✦ DUAL HYDRAULIC DISK BRAKES
- ✦ REMOVABLE WINGS
- ✦ EASY CABIN ACCESS FROM DUAL DOORS
- ✦ ALL-FLYING RUDDER
- ✦ OPTIONAL STROBE / NAV / LANDING LIGHTS\*
- ✦ SUITABLE FOR MANY ENGINE TYPES
- ✦ PROVISION FOR FLOATS OR SKIS\*
- ✦ DETAILED CONSTRUCTION MANUALS

## CABIN AREA

- ✦ ROOMY CABIN FOR 4 LARGE ADULTS
- ✦ 44-INCH WIDE CABIN
- ✦ ADJUSTABLE FRONT SEATS
- ✦ LARGE INSTRUMENT PANEL
- ✦ EXCELLENT VISIBILITY
- ✦ EASY CABIN ACCESS FROM EITHER SIDE
- ✦ DUAL CONTROLS
- ✦ DUAL RUDDER PEDALS
- ✦ ELECTRIC TRIM CONTROL
- ✦ ELECTRIC FLAP CONTROL
- ✦ TOE BRAKES (LEFT SIDE)
- ✦ CABIN HEAT\*

## Kit Features & Equipment Summary

- ✦ LOW BUILD TIME (shorter than most two-seaters)
- ✦ SIMPLE BUILDING TECHNIQUE (BASIC SKILLS AND TOOLS)
- ✦ MODULAR CONSTRUCTION MINIMIZES WORKSHOP SPACE REQUIREMENTS
- ✦ QUALITY PARTS & COMPONENTS
- ✦ YOUR CHOICE: COMPLETE KIT OR 'BUY-AS-YOU-BUILD' COMPONENT KITS
- ✦ DETAILED & ILLUSTRATED ASSEMBLY INSTRUCTIONS
- ✦ LIFETIME TECHNICAL SUPPORT FROM THE FACTORY
- ✦ DURABLE ALL-METAL CONSTRUCTION
- ✦ SUITABLE FOR DIFFERENT ENGINE TYPES
- ✦ NO MESSY & HAZARDOUS DOPING OR COMPOSITE WORK

## STANDARD KIT EQUIPMENT

- ✦ MORE THAN 4,000 PRE-DRILLED HOLES! As the newest kit from Zenith Aircraft Company, the STOL CH 801 kit is more complete and easier to build than ever.
- ✦ WELDED ALUMINUM FUEL TANKS: Kit includes all basic fuel system plumbing, including gascolator, electric fuel senders units (instrument panel gauges are not included).
- ✦ Position switches and wiring included for electric trim tab and electric flaps.
- ✦ FACTORY-RIVETED WING SPARS AND LOWER CABIN FRAME SIDES
- ✦ FORMED FIBERGLASS TIPS: Horizontal tail, wings, flaperons, slats.
- ✦ FULL LANDING GEAR SYSTEM: Kit includes wheels, tires, and hydraulic brakes.
- ✦ ACRYLIC (PLEXIGLASS) FORMED WINDSHIELD
- ✦ FRONT ADJUSTABLE SEAT FRAMES AND REAR SEAT BENCH INCLUDED IN KIT (non upholstered).
- ✦ SEAT BELTS WITH SHOULDER HARNESSSES.

\* Optional equipment available at additional cost.

Equipment and features subject to change without notice.



## START BUILDING FOR JUST A FEW HUNDRED DOLLARS!



### Introductory Starter Kit

If you've always dreamed of building your own airplane, but aren't sure that you have the required skills, Zenith Aircraft's exclusive Rudder Starter Kit is for you. The STOL CH 801 or STOL CH 701 Starter Kit includes the complete kit for the rudder tail section and comes with a detailed and illustrated step-by-step assembly manual – everything you need to get started!

Developed specifically for the first-time builder, the starter kit costs just a few hundred dollars, and includes everything you need to start building your own STOL kit aircraft, including:

#### Complete Rudder Tail Kit:

- Pre-Formed Ribs, Spar, etc.
- Rivets & Hardware Needed To Assemble The Rudder.
- Detailed Rudder Assembly Manual
- Step-By-Step Assembly Instructions
- Building Tips And Hints...

Putting together the rudder Starter Kit is just a weekend project, and will provide you with an excellent 'hands-on' introduction to building your own aircraft. Once you've completed the rudder kit, you'll have the skills and tools to continue with the rest of the STOL kit – and you'll also have part of your aircraft completed. We'll even deduct the cost of the rudder kit off the price of the complete kit when you're ready to continue.

You'll need the following to assemble the rudder kit:

- Workshop: a sturdy 4' x 8' flat table.
- Tools: Basic hand sheet-metal tools: electric hand drill, metric tape measure, 'Cleco' pliers and fasteners, sheet-metal snips, hand 'pop'-type riveter with custom heads, and a few files. You won't need a bending brake or shear, or other power tools.

The complete rudder Starter Kit can easily be shipped by UPS right to your door (in the United States). Most required basic hand tools can also be purchased from Zenith Aircraft Company.

Zenith Aircraft Company also holds workshops at the factory - where workshop participants build the rudder kit with the help and guidance of factory staff. The factory workshops also allow participants to tour the factory and see the company's demo aircraft.

See [www.zenithair.com](http://www.zenithair.com) for more information about attending a factory workshop.

# STOL CH 801: PRICE LIST

## STOL CH 801 Complete Airframe Kit

The standard STOL CH 801 kit comes with all kit parts to build the airframe: The complete kit includes the factory riveted wing spars, pre-formed sheet-metal parts (ribs, skins, etc.), factory-welded parts, landing gear system and wheels, standard fuel system, controls, and all hardware required for assembly. Not included in the airframe kit: firewall-forward powerplant and instruments packages, paint, and upholstery. Manuals included.

---

<b>Complete Airframe Kit:</b>	<b>\$ 24,990.00</b>
-------------------------------	---------------------

---

## STOL CH 801 Component Kits

You may choose to purchase sections of the complete kit to 'buy-as-you-build' instead of ordering the complete airframe kit as a single package. Manuals included.

---

<b>Wings Kit</b>	<b>\$ 7,450.00</b>
<b>Flaperons &amp; Leading Edge Slats Kit</b>	<b>\$ 2,360.00</b>
<b>Tail Kit*</b>	<b>\$ 2,100.00</b>
<b>Fuselage Kit</b>	<b>\$ 7,295.00</b>
<b>Gear &amp; Wheels Kit</b>	<b>\$ 3,375.00</b>
<b>Controls Kit</b>	<b>\$ 1,765.00</b>
<b>Fuel System Kit</b>	<b>\$ 1,475.00</b>
<b>SAVE ON COMPLETE KIT</b>	<b>\$ 24,990.00</b>

---

**Note:** Order the Fuel System Kit with the Wings Kit - it is required for completion of the wings.

## STOL CH 801 Option Kits

**Thanks to the long list of STANDARD equipment included in the airframe kit, there are few additional options needed or recommended.** Order the following OPTIONS when ordering the kit or component kit to install when building the aircraft, unless specified as a retrofit.

---

<b>Extended Range Auxiliary Fuel Tanks Option Kit</b>	<b>\$ 1,085.00</b>
---	--------------------

Two additional welded aluminum wing tanks to supplement the standard dual wing tanks. Approx. 15 US Gallons each.

---

<b>Navigation / Strobe Light Option Kit</b>	<b>\$ 525.00</b>
---	------------------

Aeroflash-Signal: Two wingtip combination navigation / strobe lights (for mounting on wing tips), with a white tail light assembly (with mounting hardware) for the rudder.

---

<b>Domed Bubble Windows</b>	<b>\$ 490.00</b>
-----------------------------	------------------

The domed bubble windows increase the cabin width to 52-inches (130 cm.) at the shoulders! Price for pair (left and right). Retrofit.

---

<b>Wing Strut Fairing Kit</b>	<b>\$ 280.00</b>
-------------------------------	------------------

Aerodynamic strut fairing to improve the speed and looks of your STOL CH 801. Retrofit.

\* The cost of the rudder starter kit is deductible off the cost of the tail kit (or the complete kit), if previously purchased. Details and prices on the Lycoming O-360 Engine, Instruments & Firewall-Forward Installation Kits available soon. See [www.zenithair.com](http://www.zenithair.com) for the latest news and prices.

Prices in U.S. funds. All shipping and freight charges collect (F.O.B. Factory). All prices, equipment and availability subject to change without prior notice.

8-price1-8-08.ai zac-8-08

# PRICE LIST: TOOLS & CRATING

## COMPLETE TOOL KIT – OPTIONAL

The complete tool kit includes all the basic tools you'll need to get started on building your own kit aircraft. The tool kit includes:

- ✦ Sioux Air Drill, model DR1412, 3600 rpm
- ✦ Pneumatic Riveter with Custom Machined Heads, with air regulator valve
- ✦ Spiralux Hand Riveter with Custom Machined Heads
- ✦ "Cleco" temporary fasteners and "Cleco" Pliers
- ✦ 4 Toggle Clamps and 4 Finger "Handi-Clamps"
- ✦ Drill Bits (#30, #40 and #20, supplied in recommended quantity)
- ✦ Left and Right WISS sheet-metal snips
- ✦ Adjustable ("accordian") hole spacer (10 holes)
- ✦ Metric tape measure
- ✦ Vixen "Metal Mover" 8-inch hand file
- ✦ 2 half-round 8-inch hand files
- ✦ Edge distance marker block
- ✦ Tool box
- ✦ ...and more!



<b>Complete Tool Kit with the Sioux Air Drill:</b>	<b>\$ 755.00</b>
<b>Complete Tool Kit <i>without</i> the Air Drill:</b>	<b>\$ 545.00</b>

## CRATING, HANDLING & SHIPPING

Kit prices do not include any crating, handling or shipping costs. The following crating and handling charges apply for kit and component kit orders. Due to the size and weight of the kits, all kit orders are usually shipped by surface freight (truck). All shipping charges are collect (F.O.B. Factory). Call the factory for a shipping quote or additional details.

<b>Complete Kit (Airframe + Finishing Kits together) - Domestic:</b>	<b>\$ 490.00</b>
<b>Complete Kit (Airframe + Finishing Kits together) - International:</b>	<b>\$ 575.00</b>

### Complete Kit Crate Size:

STOL CH 701: One Wood Crate: approximately 12' x 4' x 3', 820 lbs.

STOL CH 801: One Wood Crate: approximately 14' x 4' x 4', 1,200 lbs.

The above are crating and handling charges.

**Shipping charges are additional.**

Call Zenith Aircraft Company for a shipping quote or additional details.

**FACTORY PICK-UP:** There are no crating or shipping charges for factory pick-ups where the kit parts are loaded into your vehicle or trailer. Call for details.

Prices in U.S. funds. All shipping and freight charges collect (F.O.B. Factory). All prices, equipment and availability subject to change without prior notice. Actual contents of the Tool Kit is subject to change or revision. Recommended quantities of Clecos and drill bits are supplied.

zac: tools-ship-8-08.ai

# ORDERING PROCEDURE

## ORDERING PROCEDURE

---

To order your STOL kit, fill-in the enclosed ORDER FORM, and return to Zenith Aircraft Company with your deposit. On kit orders, a 50% deposit is required with the order. For orders totaling less than \$1,000.00, send full payment with the order. When we receive your order, a Zenith Aircraft representative will then contact you to provide you with a scheduled shipping date, and to arrange shipping or pick-up details. The balance for the order will be due prior to shipping or upon pick-up. Kit orders can be either crated and shipped to you, or picked up at the factory.

### Completing the ORDER FORM:

- 1 INFORMATION ABOUT YOU:** Clearly print or type your name, mailing address and telephone numbers. If the shipping address is different than the mailing address, make sure to include both addresses.
- 2 YOUR ORDER:** Clearly itemize the kit, options and items of your order, with current pricing information.
- 3 DETAILS:** Specify any special shipping or pick-up information we need to know.
- 4 PAYMENT:** Enclose 50% deposit. Make check payable to Zenith Aircraft Company. Contact us for details on bank wire transfers or other forms of payment.
- 5 CONDITIONS of SALE and WARNING NOTICE:** Sign and validate conditions of sale and warning notice on reverse side of WHITE COPY.
- 6** Send completed WHITE copy of the Order Form with payment to Zenith Aircraft Company. Keep the YELLOW copy for your records.

When we receive your order, we will contact you to confirm receipt of your order, provide you with a scheduled delivery date, and make any required shipping / pick-up arrangements.

### FACTORY PICK-UPS: Save on crating and shipping charges

---

When picking up a complete or component kit at the factory, the kit is not crated so that the aircraft parts can be efficiently loaded and packed on the vehicle (pick-up, van, or enclosed trailer). We recommend you bring moving blankets, corrugated cardboard, and tarps to protect the parts as you load them. Loading the kit will be your responsibility, although factory staff will be happy to lend you a hand in loading the kit. Contact Zenith Aircraft Company for more details on customer pick-ups at the factory.

### NEED ADDITIONAL INFORMATION OR HELP WITH YOUR ORDER?

---

Contact Zenith Aircraft Company if you have any questions regarding placing your order, shipping, or other information:

Telephone: 573-581-9000 FAX: (573) 581-0011

Office Hours: Monday - Friday; 8:00 AM - 5:00 PM Central Time.

Email: [info@zenithair.com](mailto:info@zenithair.com)



Zenith Aircraft Company has been established to service the needs of sport pilots as a Supply House for recreational aircraft hobbyists, making available aircraft designs, kits, and parts for educational purposes. Sometimes, things run into snags for reasons beyond our control. Most of them are so-called "Acts of God" like earthquakes, tornadoes, floods, fires, and the like, but some are also man-made, such as labor strikes, transportation snafus, etc. If they happen, customers get mad - and we don't blame them - but we must assign the cause where it belongs instead of being blamed for all the trouble. We earnestly hope that you won't run into any problems (most of our customers don't), but we are obligated to let you know the extent of our protecting your interest that is within our power to provide. Please read the following carefully, because if conditions listed below are not acceptable to you, you should not place this order (unless changes are made with acceptance in writing from Zenith Aircraft Co.). Your filling in this Order Form and delivering it to us constitutes your understanding and agreement of the following conditions and requirements. Thank you for your goodwill and confidence in Zenith Aircraft Company.

1. No orders are accepted by Zenith Aircraft Co., hereafter also called the Company, or Seller, unless accompanied by a payment of not less than 50-percent of the list price of all parts / kit ordered, and unless accompanied with this signed Conditions of Sale and Warning Notice. Full payment is required for the Drawings and Manuals.
2. This contract permits the buyer to build one (1) airplane (or part of it) for recreational and educational purposes only. The type of aircraft and the Drawings serial number must be visibly marked on the vertical tail or fuselage sides of the aircraft. The buyer is advised that the Drawings, Manuals, and/or parts contain proprietary rights. The buyer covenants and agrees that he will not: a) Reproduce, b) Communicate, c) Transfer, sell, exchange or modify them or any part of them, d) Permit any other person to use said drawings, manual, and/or parts, without the written permission of the Company. The sole purpose of the plans, drawings, manuals, and parts is strictly educational and there is no implied or expressed warranty. During the construction the buyer is to cause the structure and installations to be inspected and approved by the relevant government and/or aviation authority (FAA) prior to registration in the Custom-Built, Experimental, Ultralight, etc. category. The Buyer agrees to notify the Company in writing immediately of the sale of any Drawings and Manuals, parts, components, or kit, whether completed or not, supplying the complete name and address of the new owner(s).
3. The Company will not be held responsible for any delays in deliveries due to delays of carriers, fires, and other Acts of God, or other causes for delay beyond its control.
4. Claims for defective materials or missing parts will be allowed only when such claims are made within thirty (30) days from the date of delivery. No goods may be returned unless previously authorized by the Company. (Inspect your order for missing or damaged parts immediately upon receipt).
5. Orders accepted by the Company may be canceled by the buyer within fifteen days of the date of order without the company's advance approval, provided: a 10-percent cancellation charge is assessed if goods were not yet shipped, or a 20-percent charge if the goods were shipped and are returned. Any delivered order not picked-up or accepted by the buyer for more than thirty days shall be considered to be forfeited. Drawings and Manuals, or other printed materials, may not be returned for credit or refund. PROVIDED HOWEVER, in no event will seller accept goods for return for any reason the earlier of thirty days (30) days from the date of shipment, or assembly, installation, construction, or modification of any product, whichever occurs first.
6. Unless otherwise specified, the buyer agrees to pay in full for, and take delivery of, the merchandise in not more than two weeks after receiving notification that it is ready for shipment. Storage rental shall be charged beyond that time. It is the sole responsibility of the buyer to pay any applicable sales tax or usage tax, in whichever state(s), and all applicable shipping and shipping related charges.
7. All orders not delivered for lack of shipping instructions, payments, or any other delays caused by the buyer for longer than thirty days shall be considered forfeited and void, and the Company will have the right to scrap or dispose of the merchandise at its discretion and retain the full deposit.
8. All prices are F.O.B. Factory and subject to change without notice. Delivery to the Carrier shall constitute the delivery to the buyer, and the responsibility for the goods in transit shall be the Carrier's and the buyer's. A Bill of Lading (or Way-Bill) shall be sufficient evidence and proof of the date of shipment. Claims of damage in transit shall be made to the Carrier and not the Company. NOTICE: If any container or crate shows the slightest damage on delivery, it should be opened and inspected before acceptance from the Carrier, and a statement of damage made immediately. Insurance of goods in transit is the responsibility of the buyer, and the Company will not pay for goods damaged in transit, nor for shipping charges to and from the factory of returned shipments, damaged, or replacement parts.
9. This contract shall be governed by and construed in accordance with the laws of the State of Missouri, and is the only contract controlling this sale and purchase, and it contains all the agreements, expressed or implied, either verbal or in writing, made between the Company and the buyer. If any provisions of this contract shall be held to be invalid, the remaining provisions shall continue to be valid. This Agreement and the covenants, promises and agreements contained herein shall be governed in accordance with the laws of the state of Missouri, United States. This Agreement shall be deemed executed and delivered in Missouri. The parties consent to the venue of any state court sitting in Audrain County, Missouri, United States, or the United States District Court, Eastern District of Missouri, in any action brought to enforce the terms of this Agreement. The parties irrevocably and unconditionally submit to the jurisdiction (both subject matter and personal) of any such court and irrevocably and unconditionally waive: (i) any objection any party might now or hereafter have to the venue in any such court; and (ii) any claim that any action or proceeding brought in any such court has been brought in an inconvenient forum. The parties acknowledge that the United Nations Convention on Contracts for the International Sale of Goods shall not apply to this Agreement.
10. Custom-built aircraft are licensed by the government to fly in the applicable "Experimental," "Amateur-Built" or "Ultralight," etc. category. Each aircraft is treated legally by the governing authority (FAA) as a "one-of-a-kind" in design and construction, and is liable to be unpredictable, hazardous, and even potentially lethal. Therefore, construction and operation of such aircraft may be unsafe without acquiring, studying and complying to the letter of all instructions and manuals pertaining thereto. The Seller does not warrant that the aircraft as constructed by the buyer, or any other person, will be airworthy, or will qualify for certification or registration by aviation authorities, or will meet the requirement of the buyer. Notwithstanding the forgoing, seller may provide from time to time, but is not required to provide, technical assistance during the assembly, installation and construction process. However, buyer and seller specifically agree that responsibility for building the aircraft or its parts shall rest solely with the buyer and that no liability shall arise from or extend from any technical assistance provided by seller. Purchaser acknowledges that the assembly and construction of the product requires certain technical experience and skill. Further seller and purchaser specifically agree that the seller cannot and does not warrant the ability of any individual, including purchaser, to properly assemble, construct and maintain an aircraft kit of the kind sold by seller. In exchange for such technical assistance, purchaser and seller specifically agree that purchaser shall hold harmless seller from any and all liability which may arise from any technical advice provided by seller, seller's employee, or seller's agent.

**11. EXCLUSIONS OF WARRANTIES, NO WARRANTIES. THE IMPLIED WARRANTIES OF MERCHANTABILITY AND FITNESS FOR A PARTICULAR PURPOSE AND ALL OTHER WARRANTIES, EXPRESS OR IMPLIED, ARE EXCLUDED FROM THIS TRANSACTION AND SHALL NOT APPLY TO THE GOODS SOLD, THE CONSTRUCTION OF THE GOODS, THE PLANS & MANUALS, THE GOODS WORKMANSHIP, THE SAFETY OF THE GOODS DESIGN OR ANY OF THE GOODS COMPONENTS.**

12. In recognition of the above, and because they cannot control nor assure quality and accuracy of compliance with their instructions during and after construction of such aircraft, the Seller and/or Owner (and their agents, servants, employees, contractors, successors and assigns) hereby give notice to the Buyers and/or Operators (and their heirs, administrators and assigns) of this aircraft, that they carry no liability insurance.

**13. BY SIGNING THIS DOCUMENT, AND BY PROCEEDING WITH THIS ORDER, THE BUYER ATTESTS THAT HE HAS THE FULL AUTHORITY AND CAPACITY TO SIGN AND VALIDATE THIS DOCUMENT. THE BUYER(S) AND/OR OPERATOR(S), AS DEFINED ABOVE, ACKNOWLEDGE THE RECEIPT AND UNDERSTANDING OF THIS WARNING NOTICE AND SO SIGNIFY, BY THEIR DECISION TO GO AHEAD WITH PURCHASING, ACCEPTING AND OPERATING THIS AIRCRAFT, OR ANY OF ITS PARTS, AND AGREE TO HOLD THE SELLER AND/OR OWNER, AS DEFINED ABOVE, HARMLESS FROM ALL LIABILITY AND FROM ANY CLAIMS OF DAMAGES AND CAUSES OF ACTION WHICH MAY BE INCURRED BY THEM OR ANY THIRD PARTY AS A RESULT OF THE PURCHASE, USE, CONSTRUCTION, AND OPERATION OF THIS AIRCRAFT, ITS PLANS, PARTS AND COMPONENTS. BUYER AND/OR OPERATOR HEREBY ASSUME ALL RISK, LIABILITY AND RESPONSIBILITY RELATIVE TO THE CONSTRUCTION AND OPERATION OF THE AIRCRAFT.**

**BUYER'S NAME:**

**SIGNATURE:**

**ADDRESS:**

**DATE:**

**TELEPHONE:**

**SPOUSE / NEXT OF KIN SIGNATURE:**

*If more than one buyer, each buyer must sign this form.*