

CH 750 CRUZER

LIGHT SPORT KIT AIRPLANE

**SPORT
READY
PILOT**

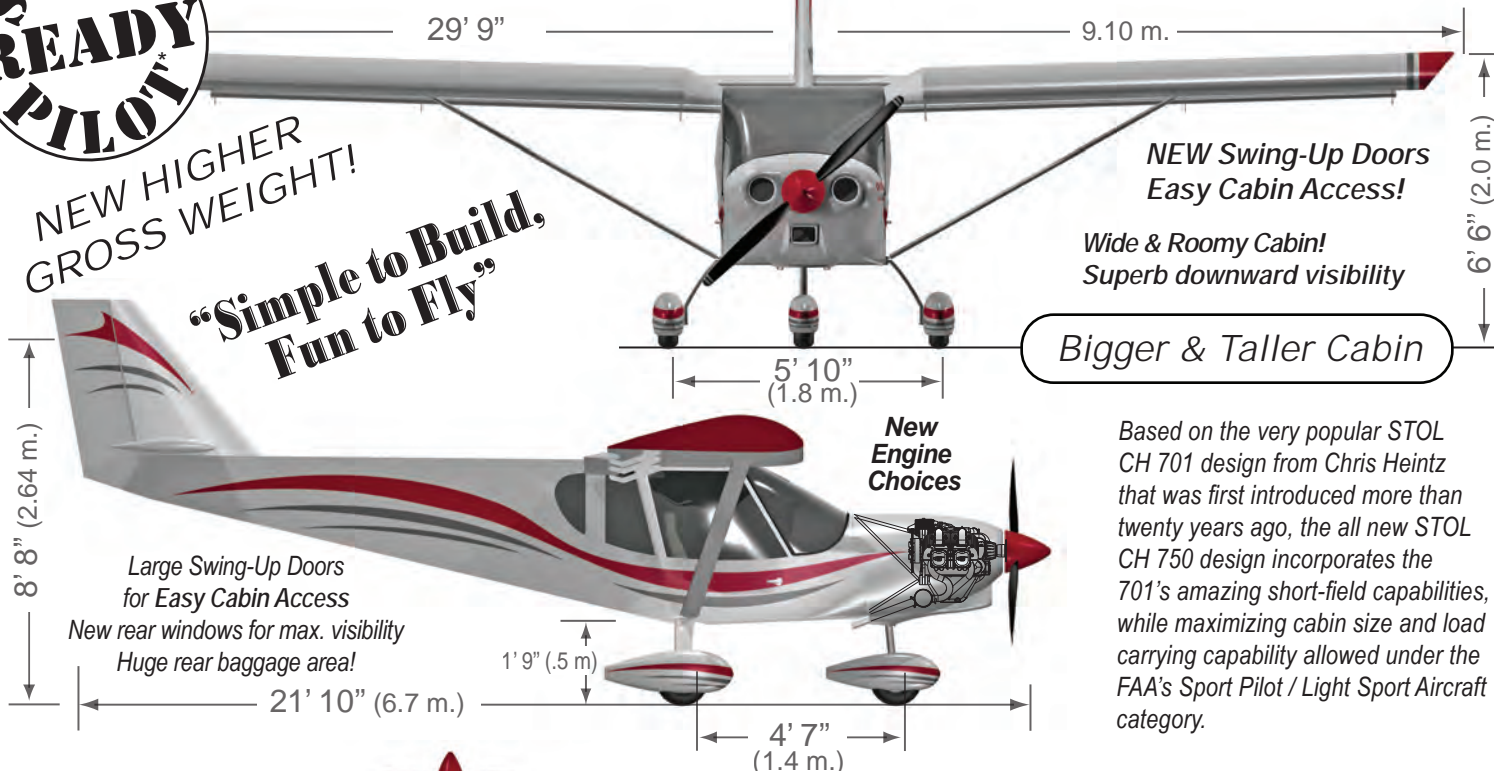
**NEW HIGHER
GROSS WEIGHT!**
**"Simple to Build,
Fun to Fly"**

**NEW Swing-Up Doors
Easy Cabin Access!**

**Wide & Roomy Cabin!
Superb downward visibility**

Bigger & Taller Cabin

Based on the very popular STOL CH 701 design from Chris Heintz that was first introduced more than twenty years ago, the all new STOL CH 750 design incorporates the 701's amazing short-field capabilities, while maximizing cabin size and load carrying capability allowed under the FAA's Sport Pilot / Light Sport Aircraft category.



**Two Seats
Sport Cruiser
Light Sport Kit Plane**

Build your own from:
- Plans (blueprints),
- component kits,
- Complete Kits

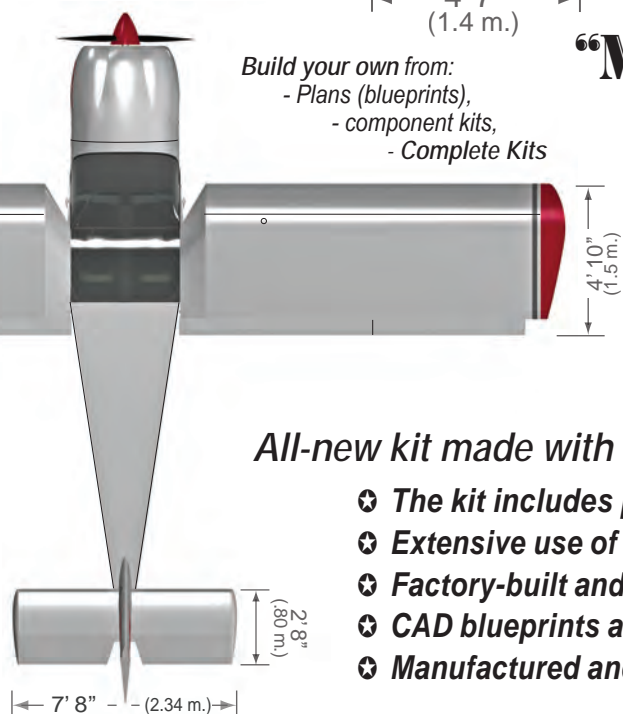
"Modern, Roomy Robust"

- KITPLANES Magazine

- Efficient cruiser for cross-country flights
- Surprising short take-off and landing (STOL) performance
- Huge cabin, side-by-side seating
- Large Rear Baggage Area
- Spectacular visibility
- Great capabilities,
- Simplicity of a tricycle gear.

Engine Choices:
- Continental O-200,
- Lycoming 233, O-320,
- Rotax 912 series,
- UL Power engines
- Jabiru 3300,
- auto conversions,
and more...

Suitable engines:
95 - 150 hp; up to 280 lbs.
(installed weight)



All-new kit made with state-of-the-art CNC equipment

- ✦ The kit includes precision CNC cut and drilled parts.
- ✦ Extensive use of "match-hole" assemblies.
- ✦ Factory-built and riveted main wing spars.
- ✦ CAD blueprints and detailed photo assembly manuals.
- ✦ Manufactured and supported in the USA.

NEW AVAILABLE KIT OPTIONS include Complete Instrument Panels, Firewall-Forward Engine Kits, Floats, Upholstery Kits, and more!

Sport Pilot Ready: *Subject to meeting FAA rules as constructed by the builder. Zenith Aircraft Company cannot guarantee that the kit aircraft, as constructed by the builder, will meet the definition of a Light-Sport Aircraft. Larger and heavier engines and other installed equipment will limit the useful load of the aircraft, and may disqualify the aircraft from meeting the defined category limits. Specification and performance figures are based on factory prototype test results, and are subject to change and revision without notice. Equipment and availability subject to change.

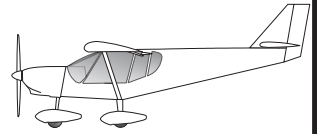
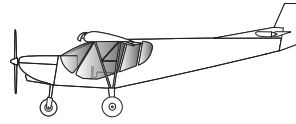
ZENITH AIRCRAFT CO.
1881 Airport Road, Mexico Airport,
Mexico, Missouri 65265-0650 USA
TEL: 573-581-9000 FAX: 573-581-0011



Build It. FLY IT!

Visit us online for complete details
zenithair.com

Zenith CH 750 CRUZER



SPECIFICATIONS

	STOL CH 750 SUPER DUTY	Sport Pilot ready STOL CH 750	The Faster CH 750 CRUZER
LENGTH	22 Ft. 0 In.	21 Ft. 10 In.	23 Ft. 6 In.
HEIGHT (rudder tip)	9 Ft. 0 In.	8 Ft. 8 In.	8 Ft. 11 In.
WING SPAN	33 Ft. 5 In.	29 Ft. 9 In.	29 Ft. 8 In.
WING AREA	162 Sq. Ft.	144 Sq. Ft.	147 Sq. Ft.
WING CHORD	4 Ft. 10 In.	4 Ft. 10 In.	4 Ft. 11 In.
HORIZONTAL TAIL SPAN	10 Ft. 1 In.	8 Ft. 5 In.	8 Ft. 4 In.
EMPTY WEIGHT	1,100 Lbs.	775 Lbs.	780 Lbs.
GROSS WEIGHT	1,900 Lbs.	1,320 Lbs. LSA Limit	1,320 Lbs. LSA Limit
DESIGN GROSS WEIGHT	1,900 Lbs.	1,440 Lbs.	1,440 Lbs.
USEFUL LOAD	800 Lbs.	545 Lbs. / 665 Lbs.	540 Lbs. / 660 Lbs.
FUEL CAPACITY (Standard)	48 US Gal.	24 US Gal.	30 US Gal.
WING LOADING	11.7 Lbs./Ft. ²	9.2 Lbs./Ft. ²	9.0 Lbs./Ft. ²
POWER LOADING (with typical engine)	9.3 Lbs./BHP	12.6 Lbs./BHP	11.5 Lbs./BHP
DESIGN LOAD FACTOR	+6 / -3 G Ultimate	+6 / -3 G Ultimate	+6 / -3 G Ultimate
CABIN WIDTH (Shoulders, <u>without</u> bubble doors)	42 Inches	42 Inches	42 Inches
NEVER EXCEED SPEED (VNE)	145 MPH	125 MPH	145 MPH
SUITABLE POWER / Max Engine Weight	150 - 230 hp	100 - 160 hp / 350 lbs.	100 - 160 hp / 350 lbs.

PERFORMANCE at Gross Weight

	CH 750 SUPER DUTY	STOL CH 750	CH 750 CRUZER
<i>Engine (as tested, other engines available):</i>	IO-375 - 205 hp @ 2500 rpm	Jabiru 3300 - 105 hp @ 2950 rpm	UL350iS - 115 hp @ 2900 rpm
TAKE-OFF ROLL	115 Ft.	100 Ft.	350 Ft.
LANDING ROLL	150 Ft.	125 Ft.	350 Ft.
MAX. LEVEL SPEED	115 MPH	105 MPH	125 MPH
CRUISE SPEED (75%)	105 MPH	100 MPH	118 MPH
STALL SPEED (Flaps Down)	35 MPH	35 MPH	39 MPH
RATE OF CLIMB	1,350 fpm	1,000 fpm	1,200 fpm
SERVICE CEILING	15,000+ Ft.	14,000+ Ft.	14,000+ Ft.
RANGE (Standard, no reserve) - ENDURANCE	630 miles 6 Hours	370 miles 3.7 Hours	500 miles 4.25 Hours

KIT PRICING US Funds 7-2019

	STOL CH 750 SUPER DUTY	Light Sport Utility STOL CH 750	The Faster CH 750 CRUZER
<i>Airframe Kit</i>	\$ 24,750.	\$ 19,990.	\$ 18,990.
<i>Finishing Kit (firewall-back)</i>	\$ 7,500.	\$ 5,800.	\$ 5,800.
<i>Drawings and Manuals (included in kit)</i>	\$ 575.	\$ 575.	\$ 575.

Prices in US Funds. Prices and availability subject to change without notice.
Prices are F.O.B. Factory. Crating and shipping charges are extra.

ZENITH AIRCRAFT CO.
1881 Airport Road, Mexico Airport,
Mexico, Missouri 65265-0650 USA
TEL: 573-581-9000 FAX: 573-581-0011

Specifications and performance figures based on prototype results,
with their respective installed engine, subject to change without notice.



Visit us online for complete details
zenithair.com

CH 750 SD CRZ 6-19-master.ai